


American English

# First Friends 1

Activity Book


Susan Iannuzzi



OXFORD

# First Friends 1

## Activity Book



Susan Iannuzzi

OXFORD  
UNIVERSITY PRESS



# Level 1 Scope and Sequence


Topics & Objectives	Vocabulary	Structure	Values & Everyday English	Songs & Projects	Alphabet
<b>1 Hello</b> (Introductions) <ul style="list-style-type: none"> <li>Say hello</li> <li>Introduce yourself to other people</li> </ul>	<i>Baz</i> <i>Jig</i> <i>Pat</i> <i>Tess</i>  Numbers 1-5	<i>Hello.</i> <i>What's your name?</i> <i>I'm ...</i>	Being polite  <i>How are you?</i> <i>I'm fine, thanks.</i>	Hello, Friends! Pat and Jig, Count To Five A & B song	<b>Aa</b> <i>ant</i> <b>Bb</b> <i>bear</i>
<b>2 My Family</b> (Immediate family members) <ul style="list-style-type: none"> <li>Ask about people</li> <li>Identify family members</li> </ul>	<i>brother</i> <i>dad</i> <i>grandma</i> <i>grandpa</i> <i>mom</i> <i>sister</i>	<i>Who's this?</i> <i>It's my (grandma).</i>	Respecting your elders <i>After you.</i> <i>Thank you.</i>	Who's This? C & D song	<b>Cc</b> <i>cloud</i> <b>Dd</b> <i>donut</i>
<b>3 My School</b> (School possessions) <ul style="list-style-type: none"> <li>Ask about and identify things</li> <li>Listen to and perform simple actions</li> </ul>	<i>bag</i> <i>book</i> <i>chair</i> <i>crayon</i> <i>pencil</i> <i>table</i>	<i>What's this?</i> <i>It's a (bag).</i> <i>Stand up.</i> <i>Sit down.</i> <i>Quiet, please.</i>	Behaving at school <i>Please open your book.</i> <i>Sorry, (Miss Jackson).</i>	Hello, Children. E & F song	<b>Ee</b> <i>elephant</i> <b>Ff</b> <i>frog</i>
<b>4 Colors</b> <ul style="list-style-type: none"> <li>Ask about and describe objects by color</li> </ul>	<i>blue</i> <i>green</i> <i>orange</i> <i>purple</i> <i>red</i> <i>yellow</i>	<i>What color is it?</i> <i>It's (red).</i>	Taking turns <i>It's your turn.</i>	What Color Is It? Rainbow Colors G & H song  <b>Project:</b> making a rainbow	<b>Gg</b> <i>gift</i> <b>Hh</b> <i>hug</i>
<b>5 My Toys</b> <ul style="list-style-type: none"> <li>Describe toys by color</li> </ul>	<i>ball</i> <i>car</i> <i>doll</i> <i>jump rope</i> <i>teddy</i> <i>toy box</i>	<i>It's a (red) car.</i>	Sharing with others <i>Here. Have my (teddy bear).</i>	It's a Purple Doll I, J, & K song	<b>Ii</b> <i>igloo</i> <b>Jj</b> <i>jam</i> <b>Kk</b> <i>kangaroo</i>

Topics & Objectives	Vocabulary	Structure	Values & Everyday English	Songs & Projects	Alphabet
<b>6 My Face</b> <ul style="list-style-type: none"> <li>Identify parts of the face using pronouns</li> </ul>	ears eyes face mouth nose  Numbers 6–10	Wash your (face). Dry your (ears).  Touch your (ears). Clap.	Keeping clean (Wash) your (face), please.  Yes, Mom.	1, 2, 3 L, M, & N song  <b>Project:</b> decorating a T-shirt	<b>Ll</b> lemon <b>Mm</b> monkey <b>Nn</b> nest
<b>7 My Clothes</b> <ul style="list-style-type: none"> <li>Identify clothes using pronouns</li> </ul>	cap jacket pants shoes skirt T-shirt	This is my (skirt).  These are your (shoes).	Respecting your clothes Put on your smock.  Yes, Miss Jackson.	These Are Pants. O, P, & Q song  <b>Project:</b> decorating a T-shirt	<b>Oo</b> octopus <b>Pp</b> penguin <b>Qq</b> quiet
<b>8 Food</b> <ul style="list-style-type: none"> <li>Ask about and request quantities of food</li> </ul>	banana cookie orange sandwich tomato water	How many (cookies)? (Three) (cookies), please.  Plurals	Eating healthily Have a healthy snack.	A Sandwich For You. R, S, & T song	<b>Rr</b> rainbow <b>Ss</b> sun <b>Tt</b> tiger
<b>9 On the Farm</b> (Farm animals) <ul style="list-style-type: none"> <li>Ask about and identify animals</li> </ul>	chicken cow duck goat horse pig	Is it a (goat)? Yes, it is. No, it isn't.	Respecting nature Don't touch, please.	Is it a Duck? Hello, Pig! U, V, & W song  <b>Project:</b> making an animal puppet	<b>Uu</b> up <b>Vv</b> violin <b>Ww</b> wave
<b>10 Big and Small</b> (Sizes) <ul style="list-style-type: none"> <li>Ask about and describe things by size</li> </ul>	big long short small thick thin	It's (big). Is it (short)?	Working together Let's do it together. OK.	It's Small. X, Y, & Z song Alphabet song	<b>Xx</b> box <b>Yy</b> yo-yo <b>Zz</b> zipper



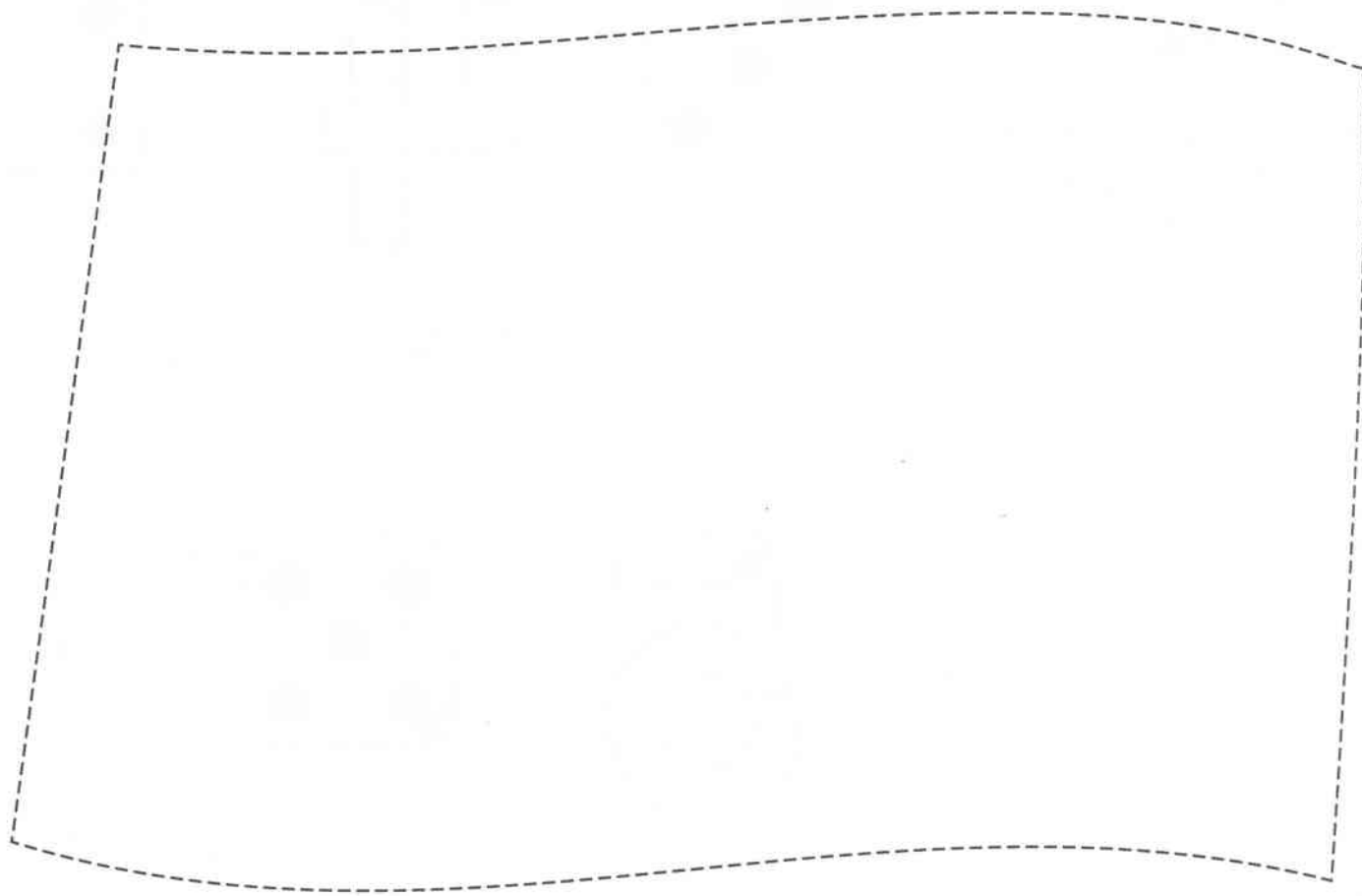

## Lesson 1

1 Trace and color. Say 'Hello'.



## Lesson 2


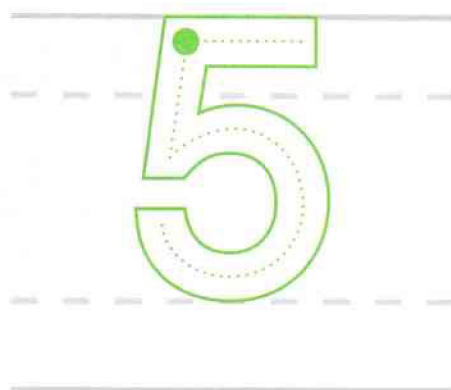

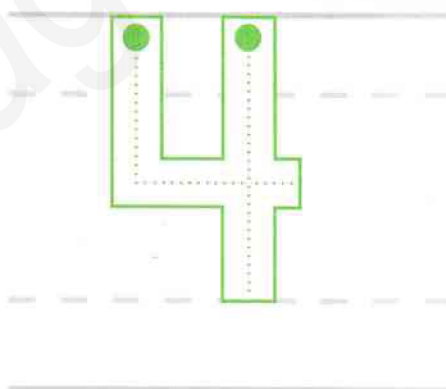
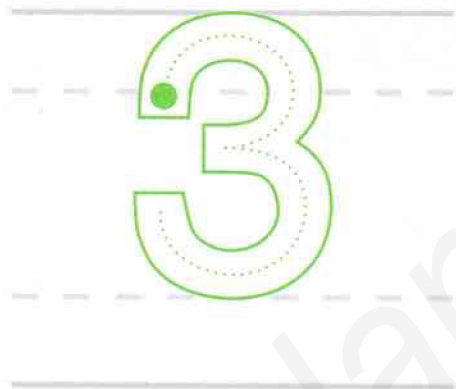
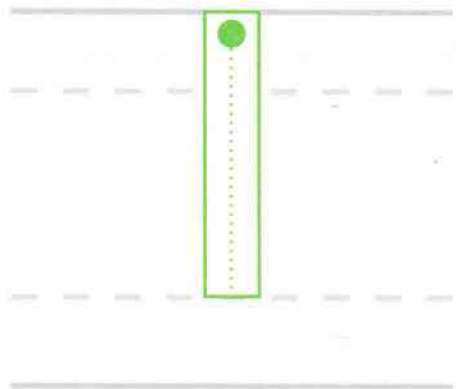
1 Trace. Draw you and say.






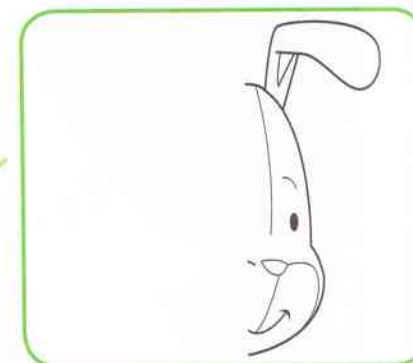

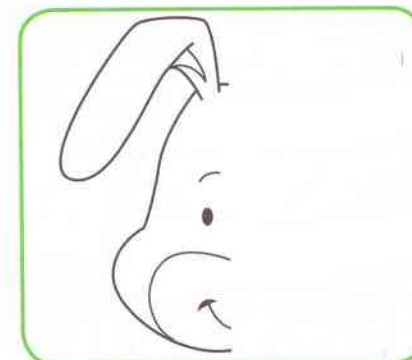


## Lesson 3

1 Trace and say. Count.



# Lesson 4

1 Match and say. Color.






## Lesson 5

### 1 Trace and say.




1 Trace and say. Color.

a B








b A



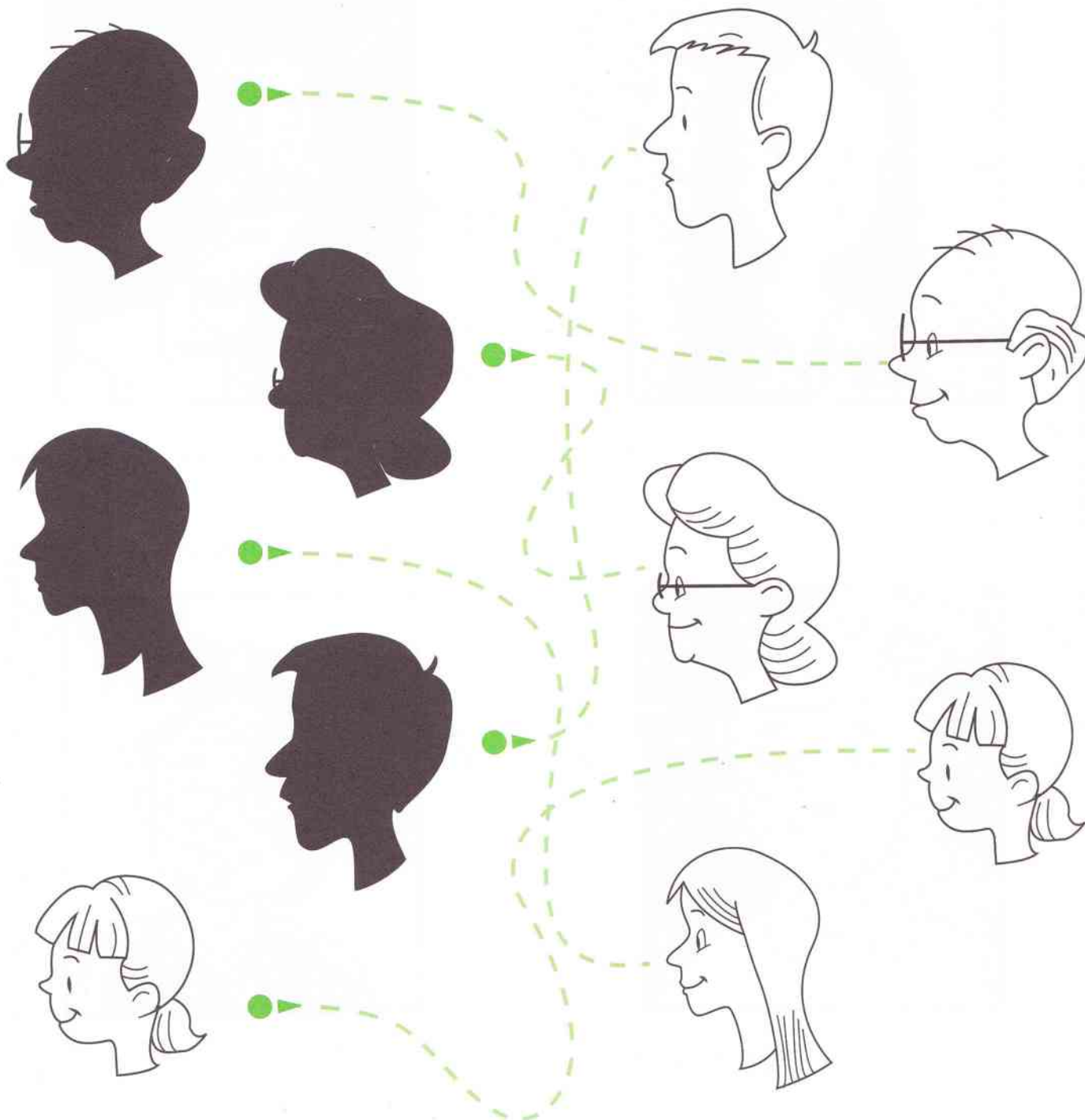


# Review

1 Find and circle. Say.





1 Match and say. Color.







## Lesson 2

### 1 Trace and say. Color.




1 Trace. Draw your family and say.



## Lesson 4




### 1 Trace and say.






## Lesson 5

1 Match and say. Color.



## Lesson 6

1 Say and circle. Color.

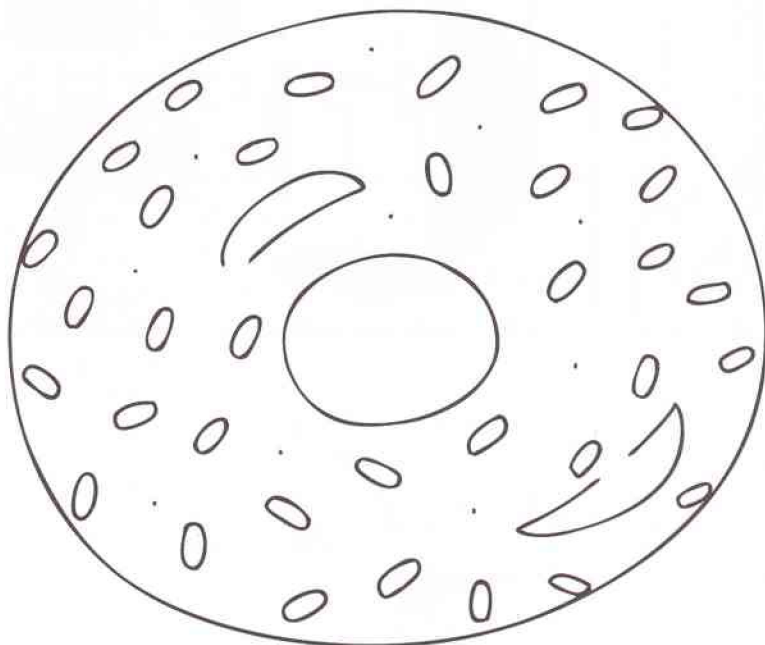


a

b

c

d



a

b

c

d


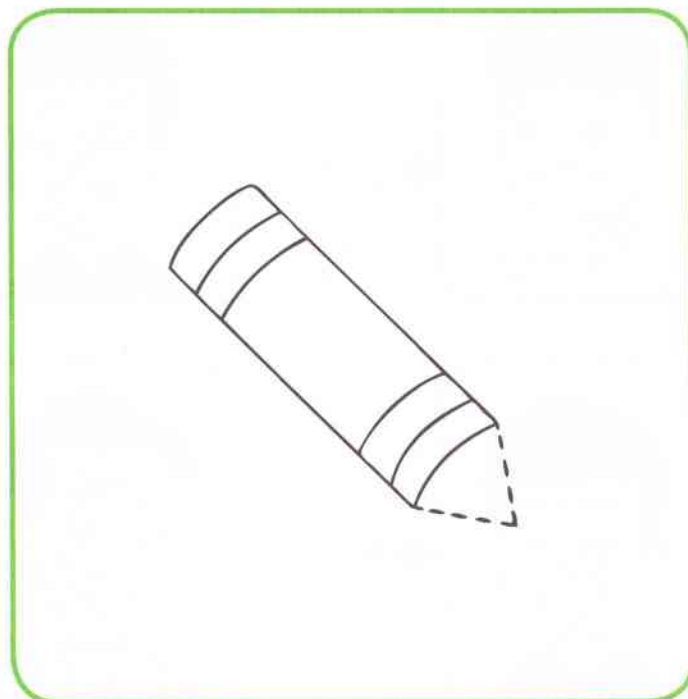

## 1 Say and join.







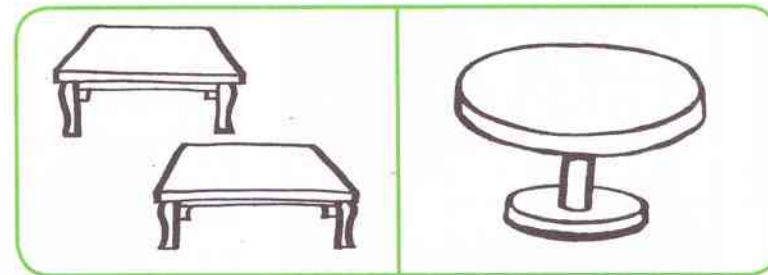
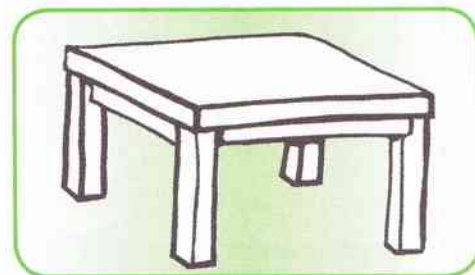

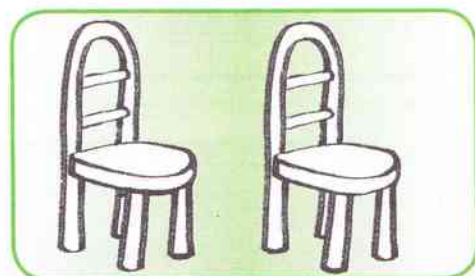
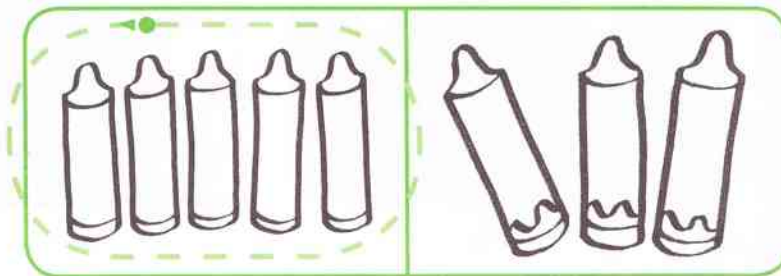
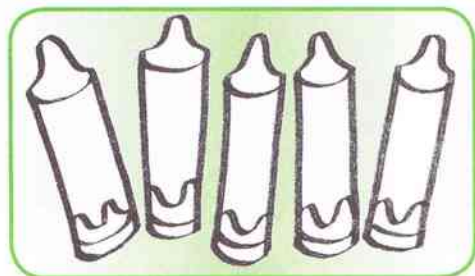

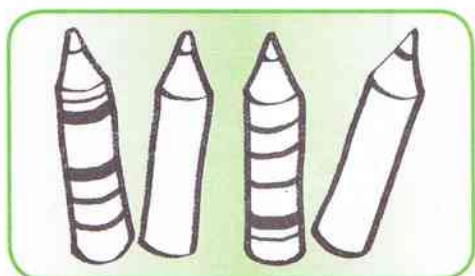
## Lesson 1

1 Trace and say. Color.



## Lesson 2





1 Say and circle. Color.





## Lesson 3

1 Trace, say, and draw. Do.







## Lesson 4

1 Match and say. Do.



## Lesson 5

### 1 Match and say. Color.







1 Say and trace.

a b c d

e f

2 Say and circle. Color.



e f

e f

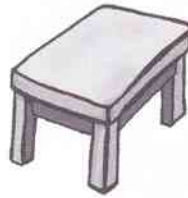
E F

E F



## Review

1 Find and circle. Say.



**1** Say and color.

blue

green

orange

red

yellow

purple




## Lesson 2

1 Look and color.

1 red

2 blue

3 yellow




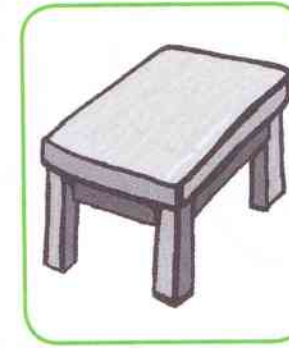
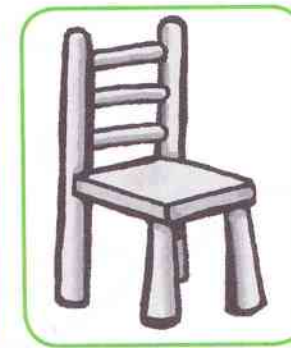
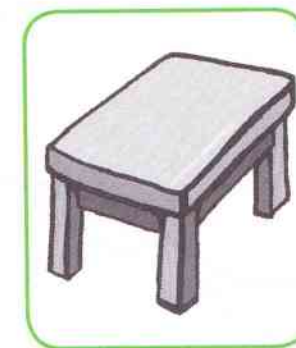

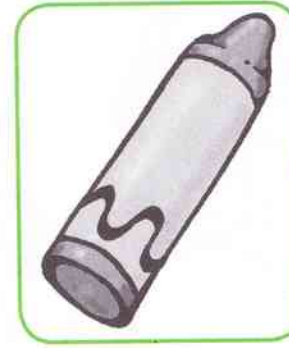
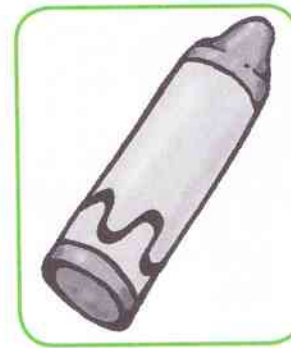




4 green

5 purple




# Lesson 3

1 Say and join.




## Lesson 4

1 Trace and color. Sing.



## 1 Match and say. Color.





## Lesson 6

1 Trace and say. Color.

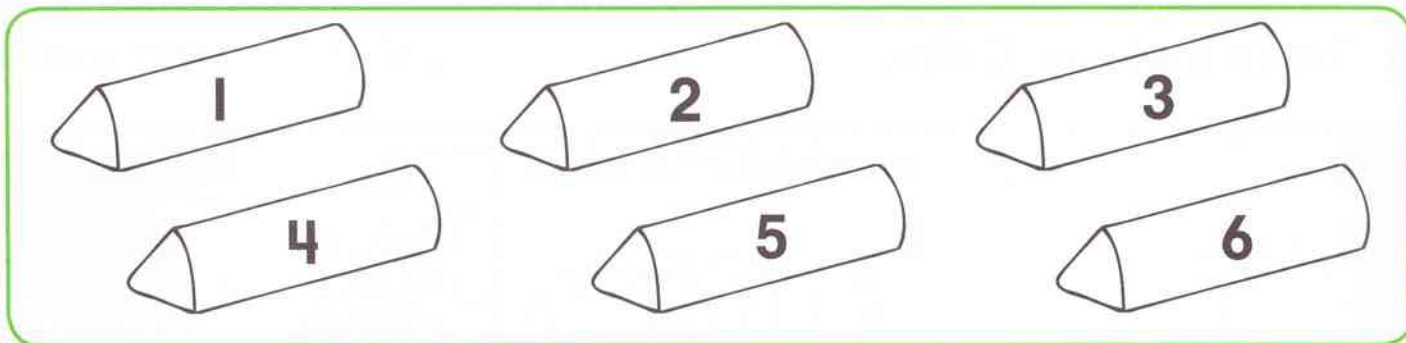
g H




h G



1 Choose and color. Say.



2 Look and color.





## Lesson 1

1 Trace and say. Color.




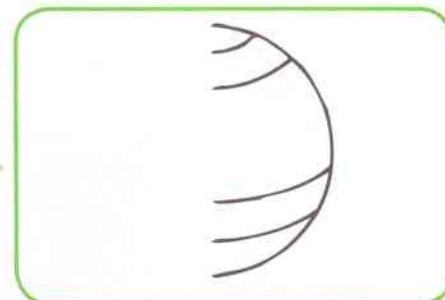
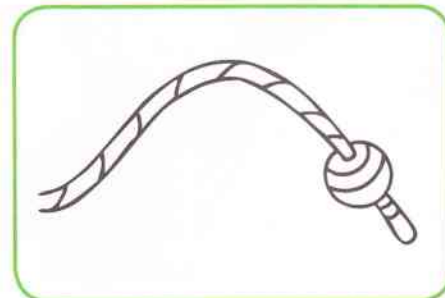

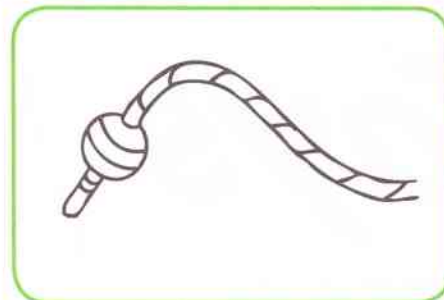
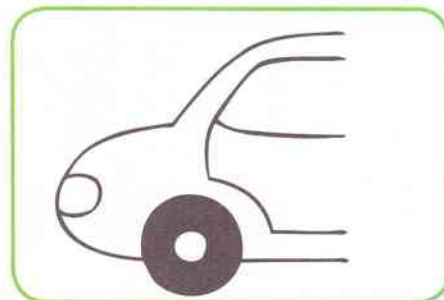



1 Draw and color. Say.




# Lesson 3

1 Match and say. Color.





1 Match and say. Color.





## Lesson 5

### 1 Match and say. Color.

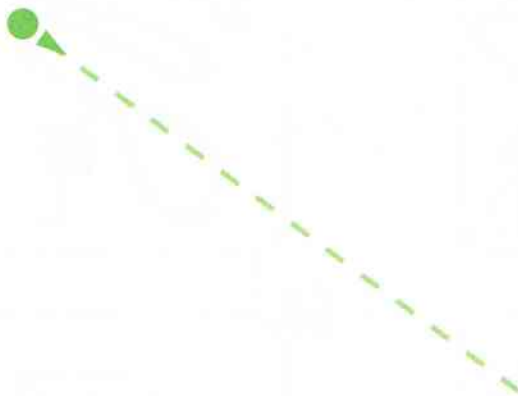
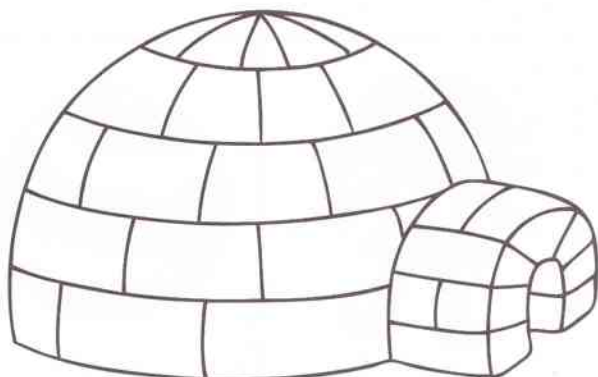




1 Say and trace.

a b c d e f g h

i j k

2 Match and say. Color.






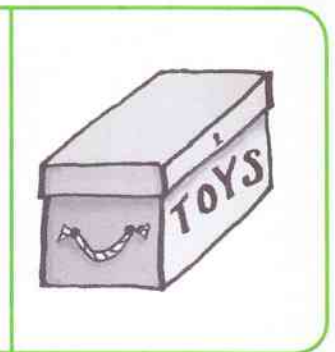
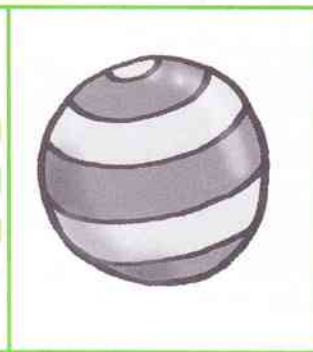

I i

J j

K k

# Review

1 Find and circle. Say.



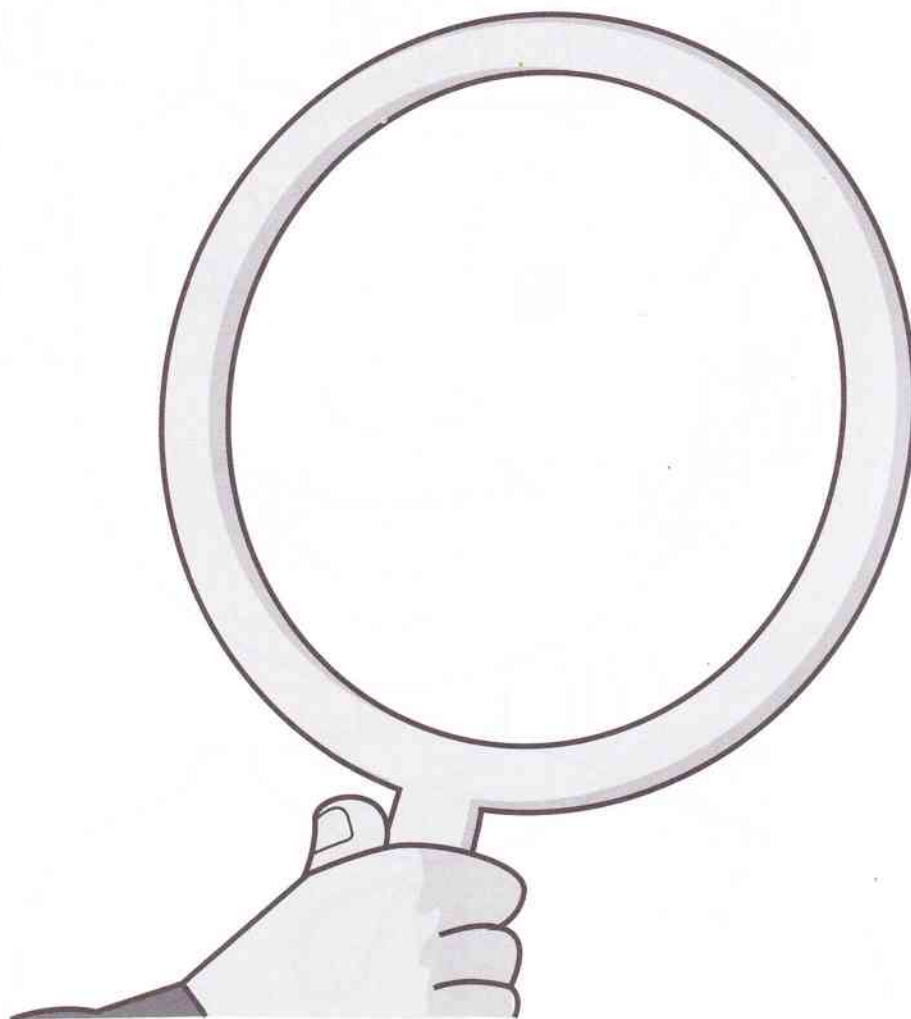



1 Trace and say. Color.



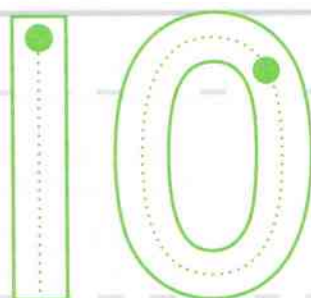


## Lesson 2

1 Draw and color. Say.



1 Trace and say. Count.

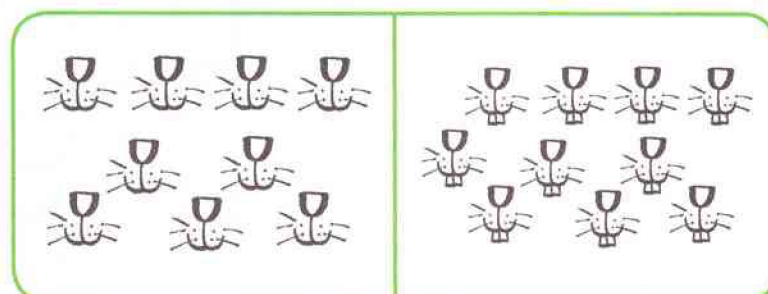
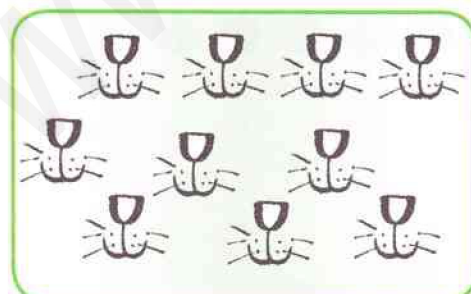
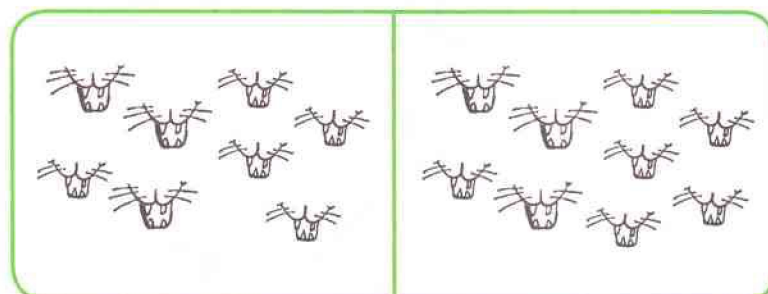
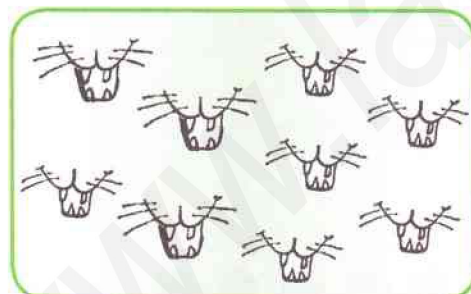
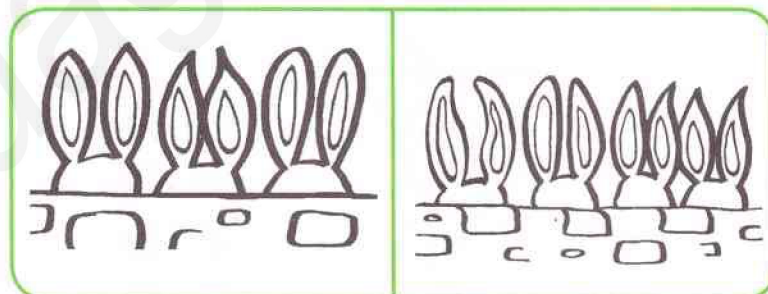

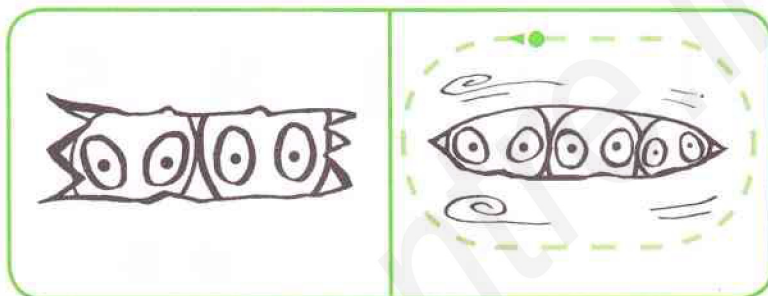
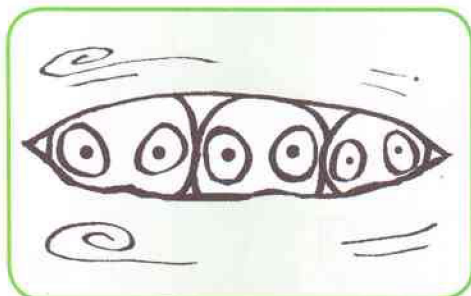
1 2 3 4 5








# Lesson 4

## 1 Say and circle. Color.




## 1 Match and say. Color.



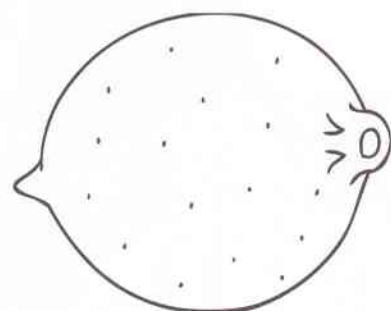


## Lesson 6

1 Say and match.



2 Say and circle. Color.







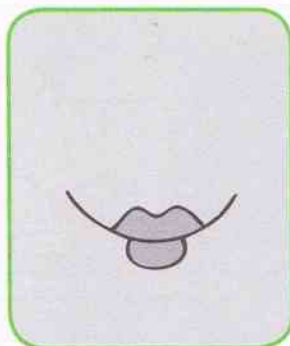




l m n

l m n

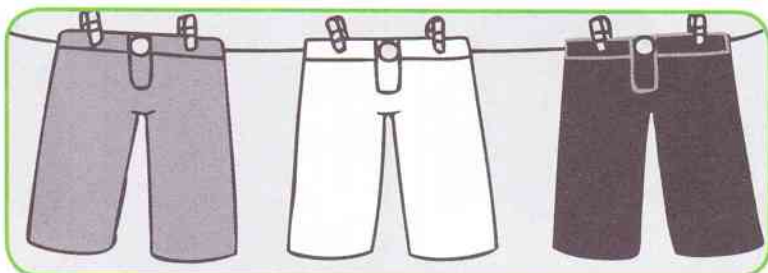
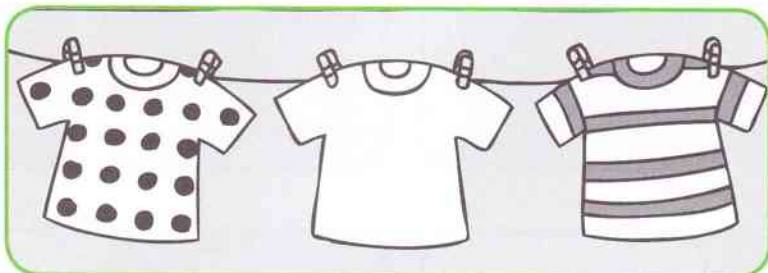




## 1 Say and join.



## Lesson 1


1 Look and circle. Say.





## Lesson 2


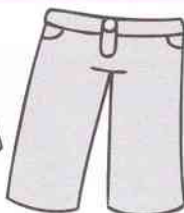
1 Find and circle. Say.



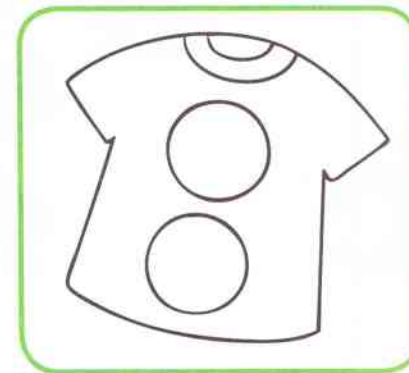
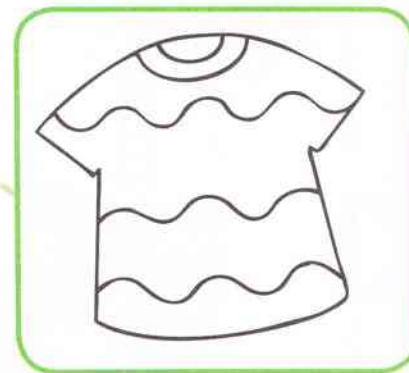
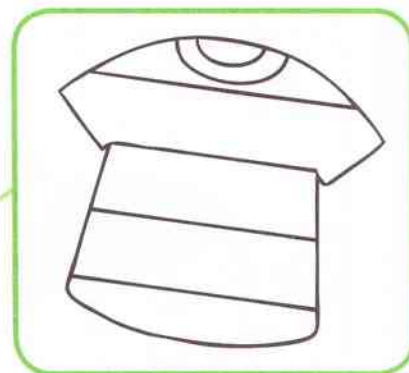
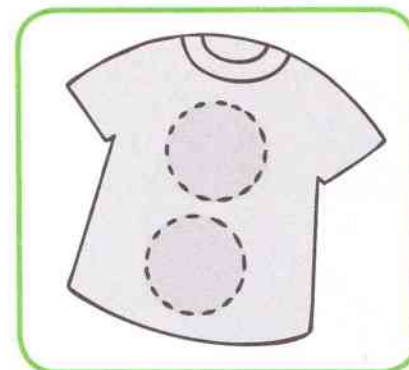

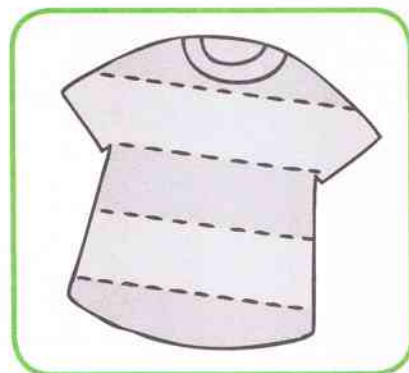


## Lesson 3

1 Draw and color. Say.





## 1 Trace and find. Match.



## Lesson 5

1 Match and say. Color.






1 Say and trace.

a b c d e f g h i j k l

m n




2 Match and say. Color.



p

O



o

Q


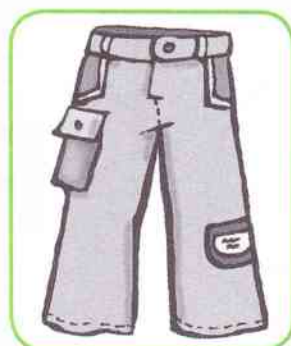
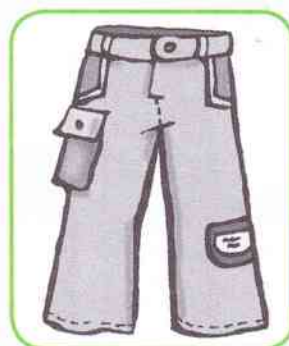
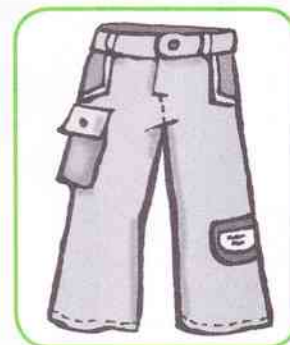


q


P

# Review

1 Say and join.



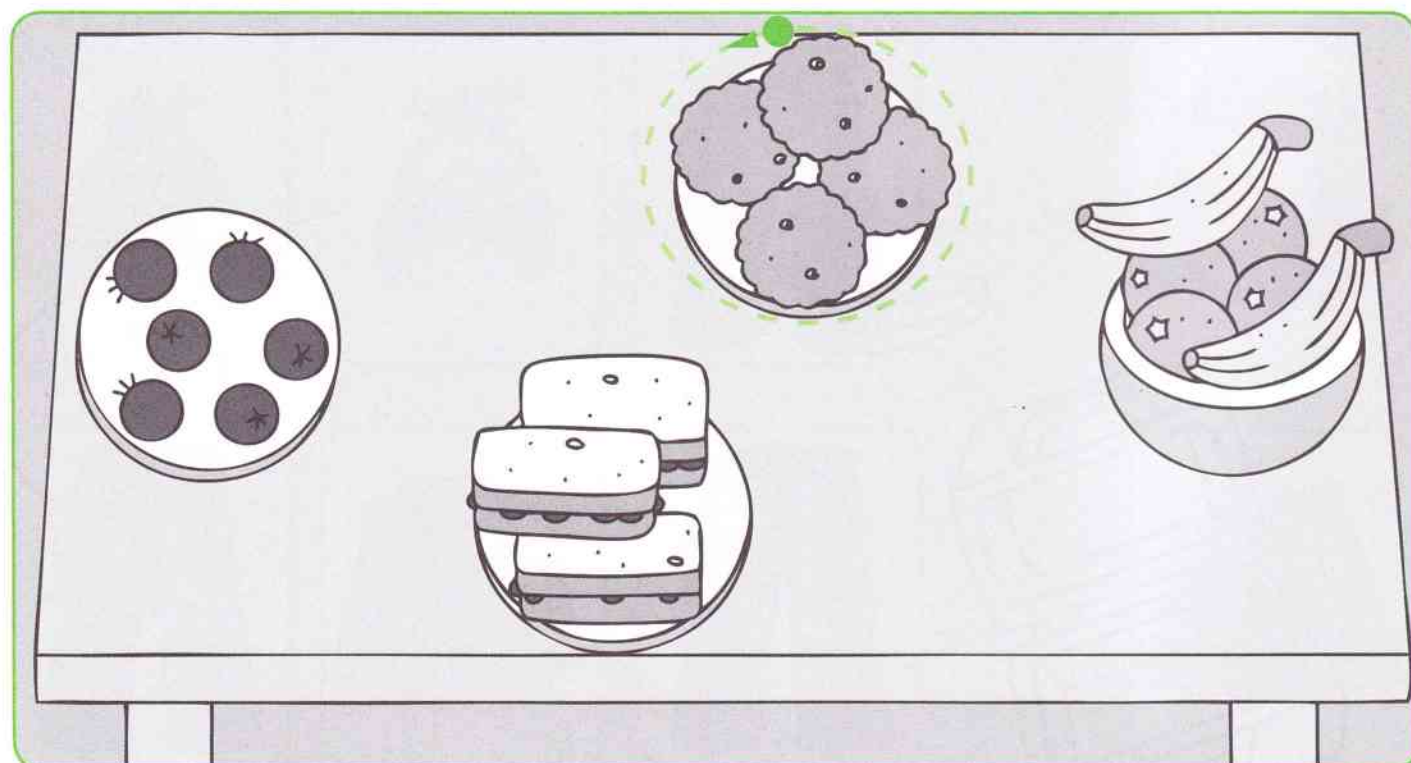

1 Trace and say. Color.



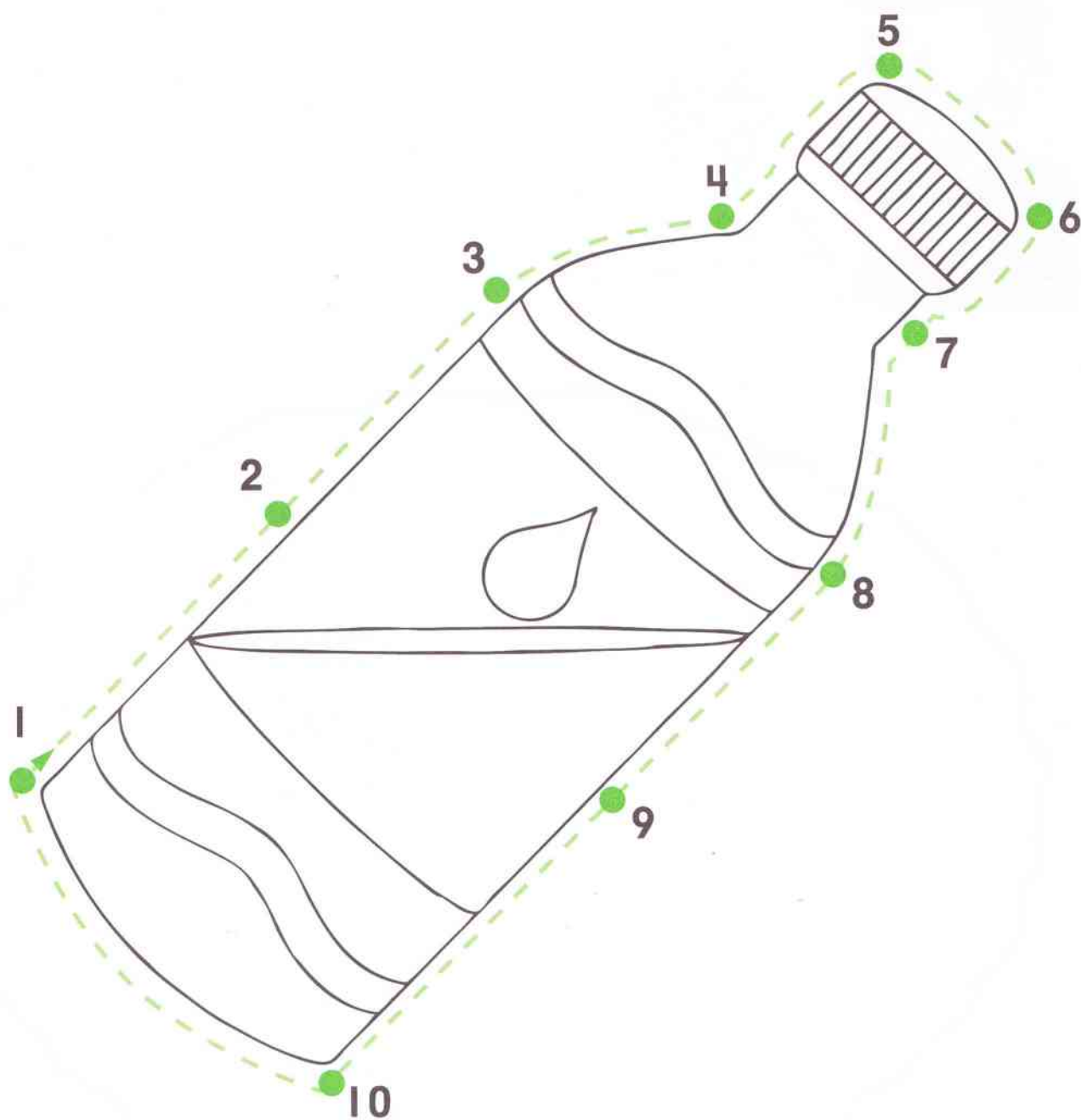


## Lesson 2

1 Look and circle. Say.





1 Join and say. Color.






## Lesson 4

1 Draw your cookie and say.



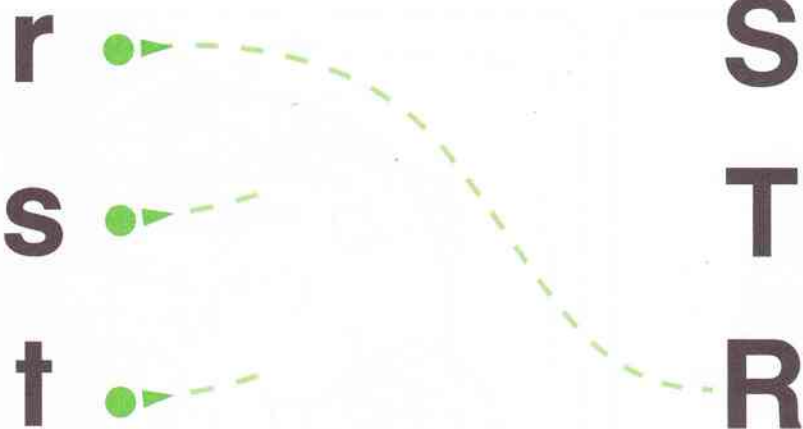


## 1 Match and say. Color.



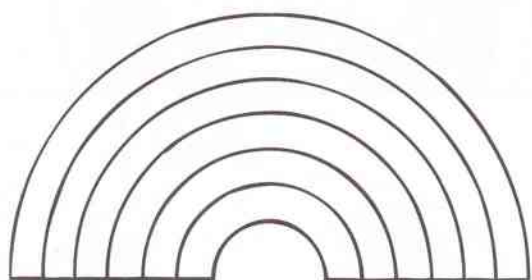


## Lesson 6

1 Say and match.




2 Say and circle. Color.



R S T

R S T




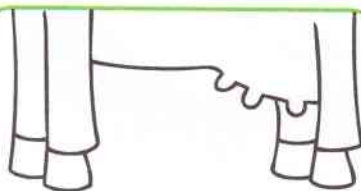
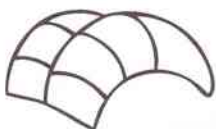
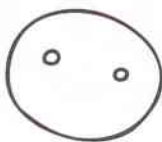
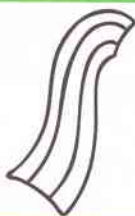

1 Find and circle. Say.



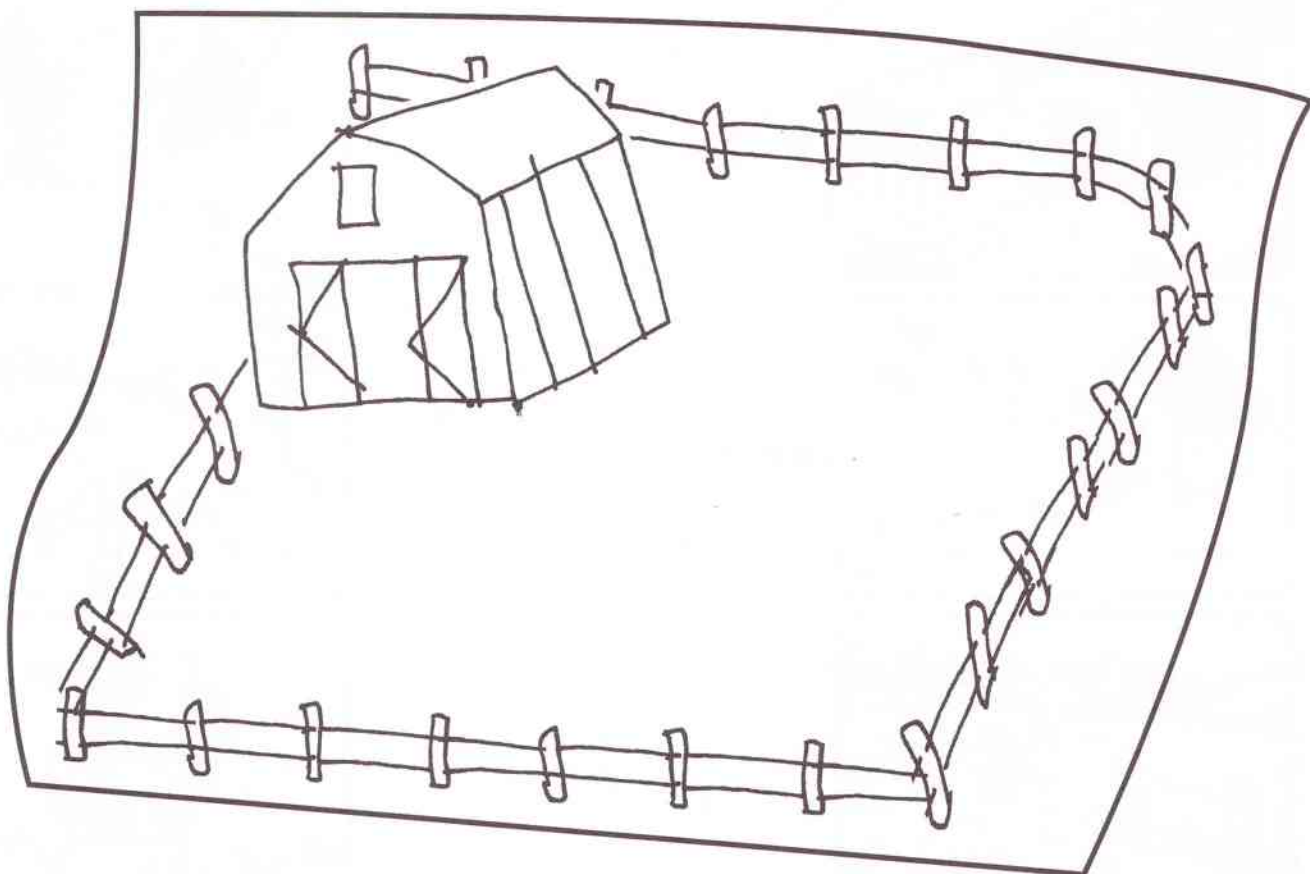



## Lesson 1

1 Match and say. Color.






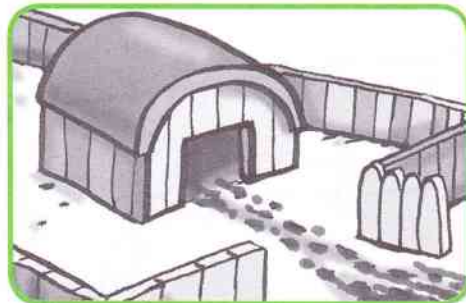




## 1 Draw animals and say.







## Lesson 3

### 1 Trace and say.







1 Draw and say. Color.



## Lesson 5

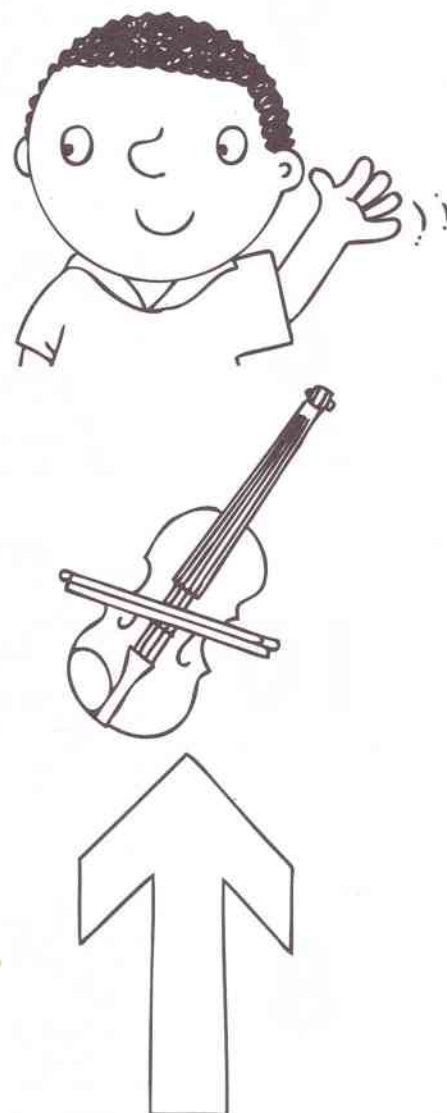
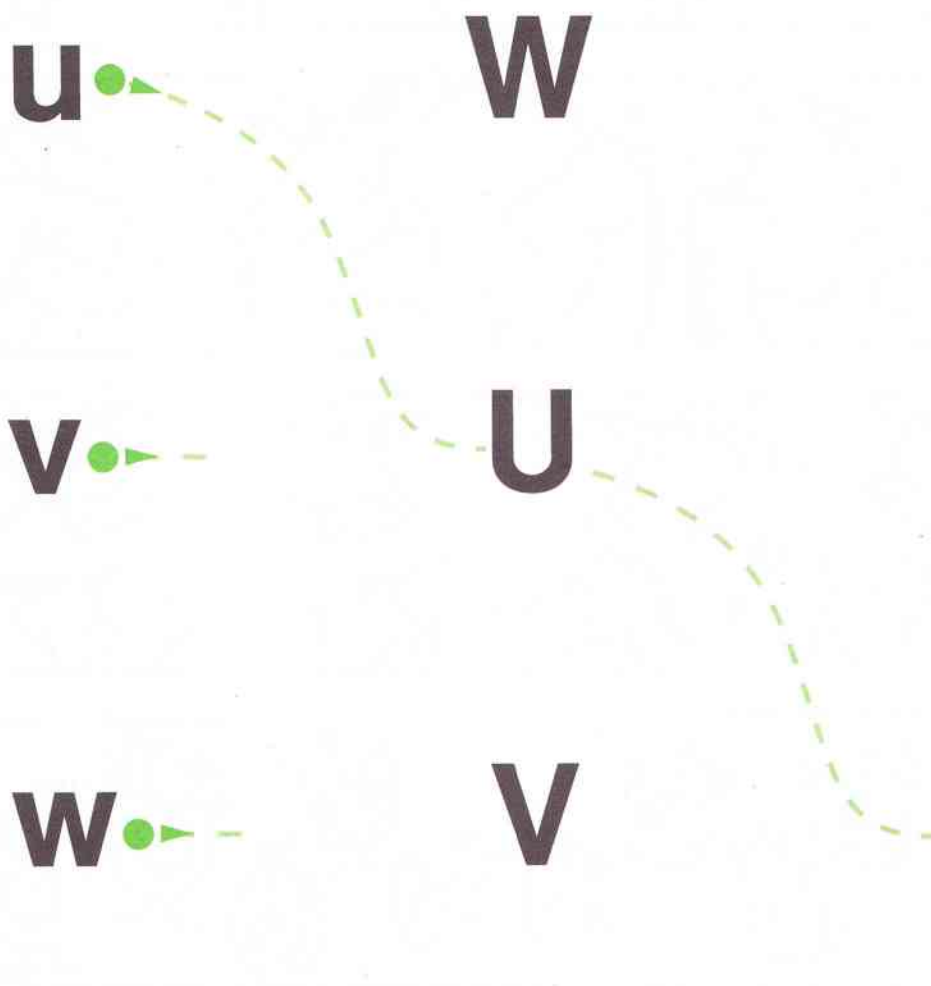
1 Match and say. Color.



1 Say and trace.

a b c d e f g h i j k l  
m n o p q r s t u v w

2 Match and say. Color.







## Review

1 Say. Count and color.

7




9




6



10






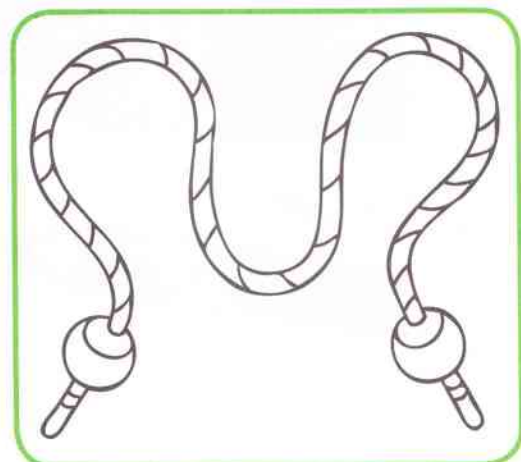
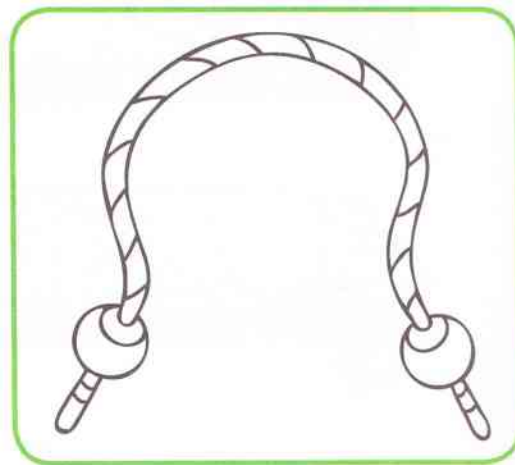
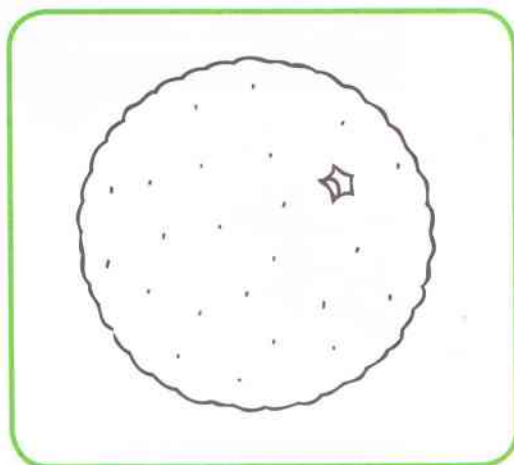
8



## Big and Small

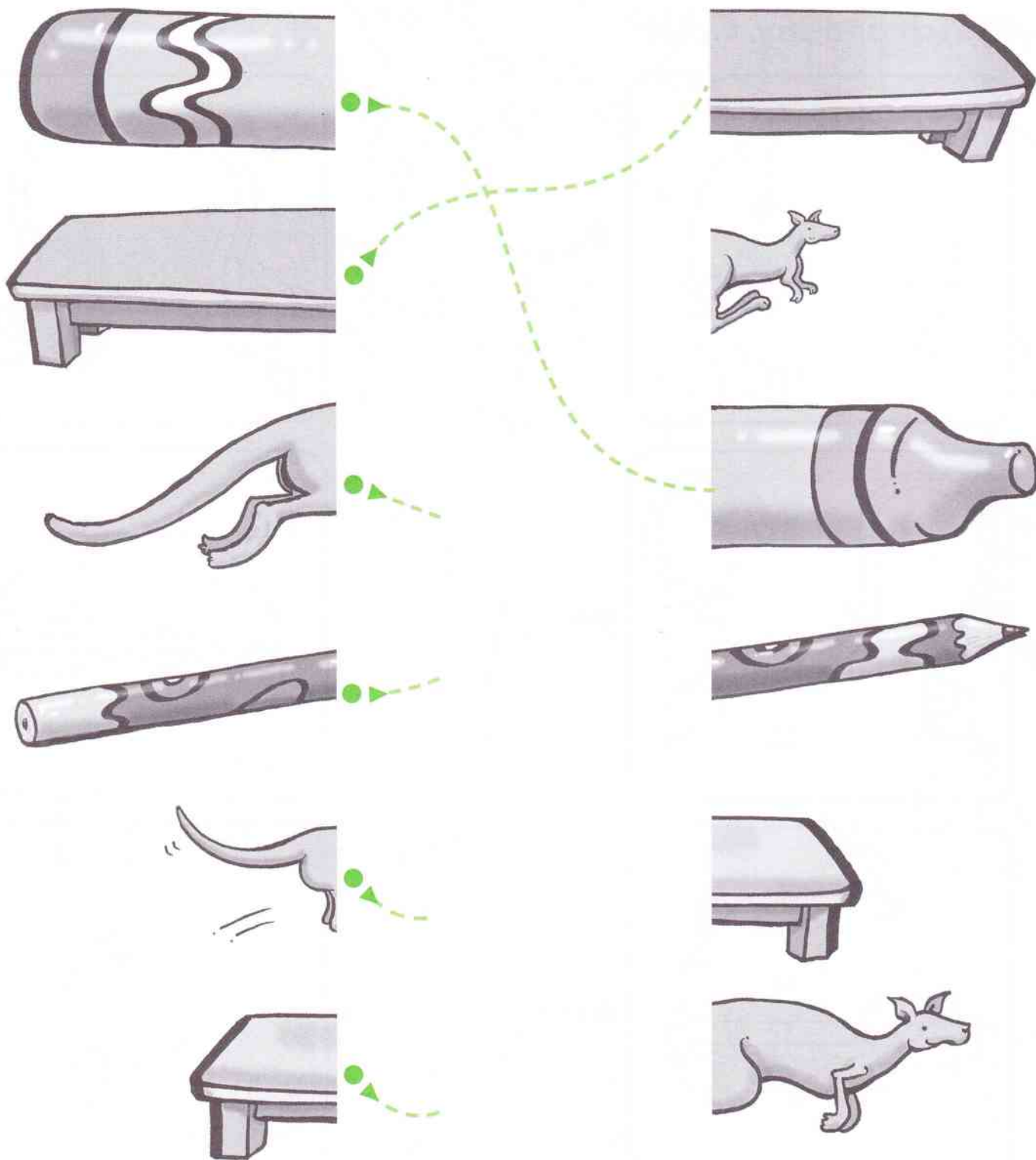
## Lesson 1

1 Match and say. Color.




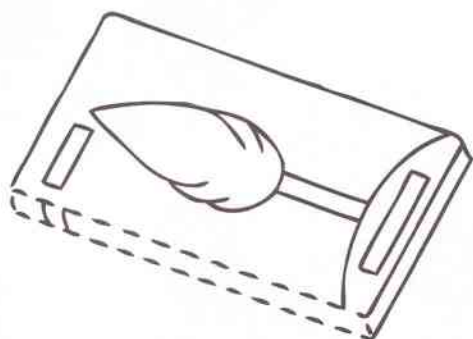

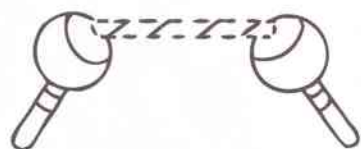
## Lesson 2

### 1 Match and say.










## 1 Trace and say. Color.




# Lesson 4

## 1 Match and say.



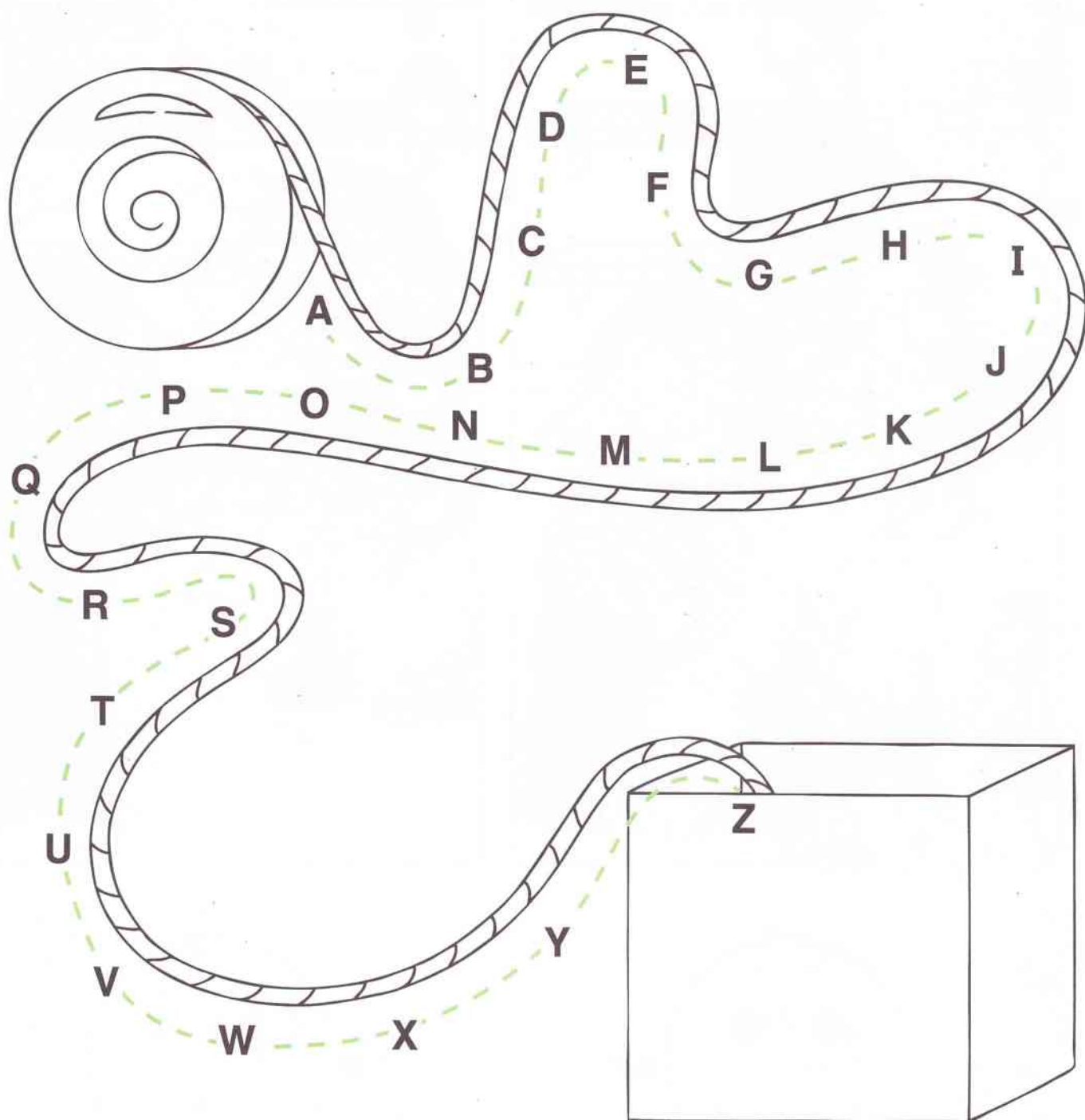
## 1 Match and say. Color.







## Lesson 6

1 Trace and say. Color.



## 1 Look and circle. Say.




www.languagecentre.ir



# Picture Dictionary


**Aa**



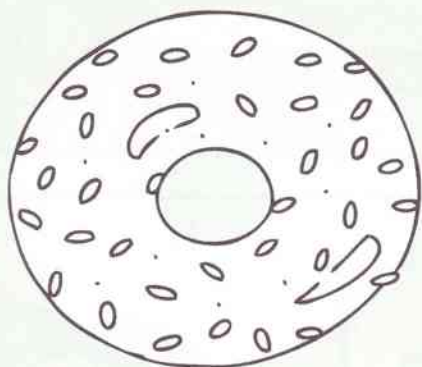
**Bb**




**Cc**




**Dd**



**Ee**



**Ff**



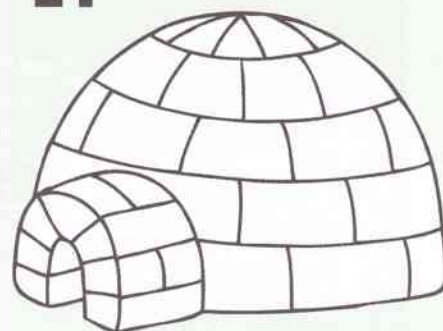
**Gg**



**Hh**




**Ii**






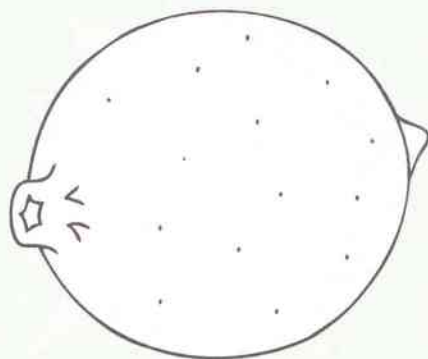
**Jj**



**Kk**



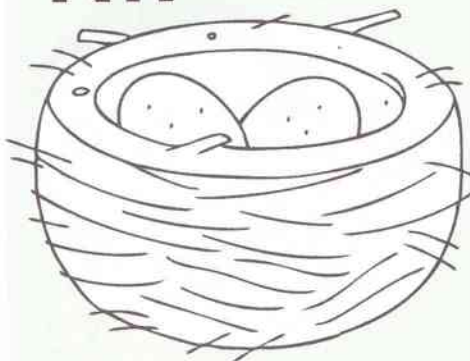
**Ll**




**Mm**




**Nn**



**Oo**



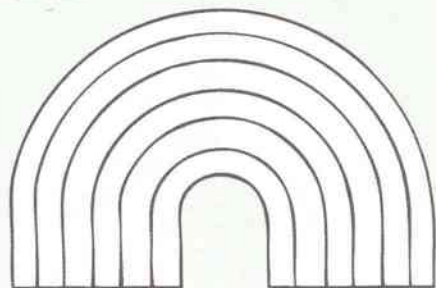
**Pp**




**Qq**




**Rr**



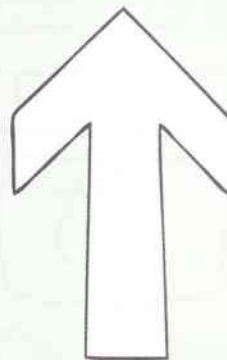
**Ss**




**Tt**




**Uu**



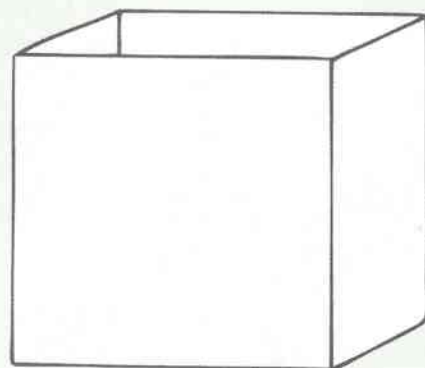
**Vv**




**Ww**



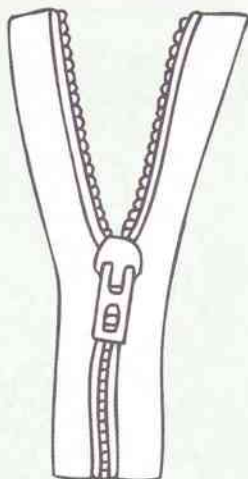
**Xx**



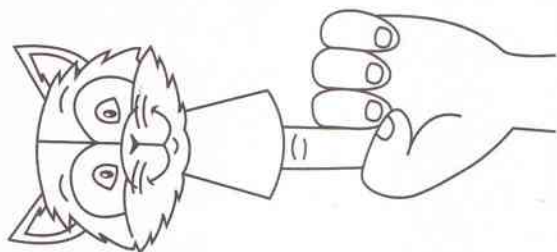
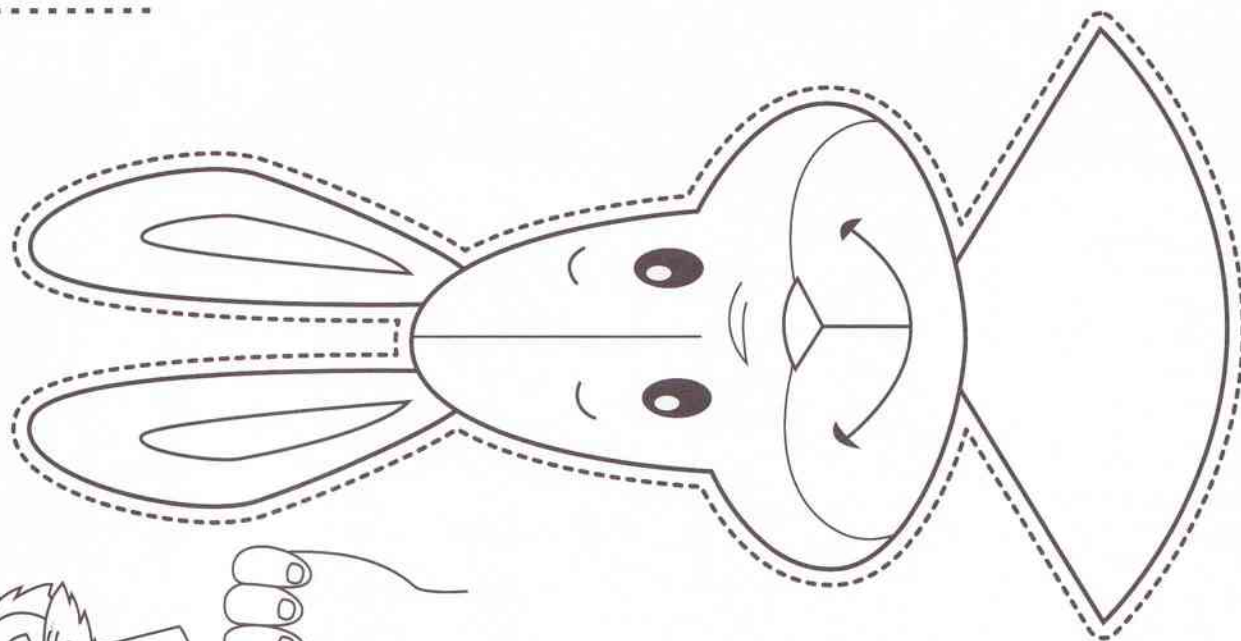


**Yy**





**Zz**









# Songs

## Unit 1

### Lesson 1

Hello, hello, hello friends.  
Hello, hello, how are you?  
I'm fine, I'm fine, I'm fine,  
Thank you!  
I'm fine, I'm fine, I'm fine,  
Thank you!

Hello, hello, hello friends.  
Hello, hello, hello friends.  
Hello, hello, hello friends.  
Time to play today!

### Lesson 3

Pat and Jig  
Count to 2. 1... 2.  
Pat and Jig  
Clap for you.  
1 (1 clap)  
2 (2 claps)  
Pat and Jig  
Count to 3. 1... 2... 3.  
Pat and Jig.  
Clap for me.  
1 (1 clap)  
2 (2 claps)  
3 (3 claps)  
Pat and Jig.  
Count to 4. 1... 2... 3... 4.  
Pat and Jig.  
Clap some more.  
1 (1 clap)  
2 (2 claps)  
3 (3 claps)  
4 (4 claps)  
Pat and Jig  
Count to 5.  
Pat and Jig  
Ready to hide!  
1... 2... 3... 4... 5!

## Unit 2

### Lesson 3

Who's this? Who's this?  
It's my mom. It's my mom!  
Who's this? Who's this?  
It's my dad. It's my dad!  
Who's this? Who's this?  
It's my grandma. It's my grandma!  
Who's this? Who's this?  
It's my grandpa. It's my grandpa!

## Unit 3

### Lesson 3

Hello, children. Hello, children.  
Quiet, please. Quiet, please.  
Thank you. Thank you. Thank you.  
Thank you, children.  
Hello, children. Hello, children.  
Stand up, please. Stand up, please.  
Thank you. Thank you. Thank you.  
Thank you, children.

## Unit 4

### Lesson 3

It's a bag!  
What color is it?  
It's red!  
Red! Red!  
It's a book!  
What color is it?  
It's green!  
Green! Green!  
It's a chair!  
What color is it?  
It's yellow!  
Yellow! Yellow!  
It's a pencil!  
What color is it?  
It's blue!  
Blue! Blue!

### Lesson 4

Red and orange and yellow too.  
Rainbow colors for me and you.  
Colors for me, Colors for you  
Rainbow colors for me and you.  
Green and blue and purple, too.  
Rainbow colors for me and you.  
Colors for me, Colors for you  
Rainbow colors for me and you.

## Unit 5

### Lesson 3

It's a purple doll.  
It's a green doll.  
It's an orange doll.  
It's a blue doll.

It's a purple ball.  
It's a green ball.  
It's an orange ball.  
It's a blue ball.

[repeat]

## Unit 6

### Lesson 3

1, 2, 3  
Three noses  
Look and see!  
1, 2, 3, 4, 5, 6, 7  
Seven ears  
Listen, listen!  
1, 2, 3, 4, 5, 6, 7, 8, 9, 10  
Ten funny faces.  
Count them again!

## Unit 7

### Lesson 3

These are pants.  
These are pants.  
These are pants.  
And these are shoes.  
These are shoes.  
These are shoes.  
These are shoes.  
And this is a skirt.  
This is a skirt.  
This is a skirt.  
This is a skirt.  
And this is a T-shirt.

This is a T-shirt.  
This is a T-shirt.  
This is a T-shirt.  
And this is me!

### Lesson 4

It's red. It's yellow. It's purple.  
It's blue.  
It's my T-shirt!  
I can paint! And so can you!  
It's orange. It's green. It's yellow. It's blue.  
It's my T-shirt!  
I can paint! And so can you!

## Unit 8

### Lesson 3

A sandwich for you.  
A sandwich for me.  
Mmm-mmm. Mmm-mmm.  
A cookie for you.  
A cookie for me.  
Mmm-mmm. Mmm-mmm.

A tomato for you.  
A tomato for me.  
Mmm-mmm. Mmm-mmm.

A tomato for you.  
A tomato for me.  
Mmm-mmm. Mmm-mmm.

A banana for you.  
A banana for me.  
Mmm-mmm. Mmm-mmm.

Two oranges for you.  
Two oranges for me.  
Mmm-mmm. Mmm-mmm.

## Unit 9

### Lesson 3

Quack, quack, quack, quack.  
Quack, quack, quack, quack.  
Is it a duck? Is it a duck?  
Yes, yes, yes! It's a...!  
Moo, moo, moo, moo.  
Moo, moo, moo, moo.  
Is it a cow? Is it a cow?  
Yes, yes, yes! It's a...!  
Cluck, cluck, cluck, cluck.  
Cluck, cluck, cluck, cluck.  
Is it a chicken? Is it a chicken?  
Yes, yes, yes! It's a...!  
Neigh, neigh, neigh, neigh.  
Neigh, neigh, neigh, neigh.  
Is it a horse? Is it a horse?  
Yes, yes, yes! It's a...!

### Lesson 4

Hello, pig. Hello, pig.  
Time to play. Time to play.  
Oink... oink...oink...  
Now run away!  
Hello, pig. Hello, pig.  
Time to play. Time to play.  
Oink... oink...oink...  
Now run away!

## Unit 10

### Lesson 3

It's small. It's long. It's brown, too.  
It's a violin. Here's some music for you!  
It's small. It's long. It's yellow, too.  
It's a banana. Here's some food for you!  
It's long. It's thin. It's fun, too.  
It's a jump rope. Here's a toy for you!

**OXFORD**  
UNIVERSITY PRESS

Great Clarendon Street, Oxford, OX2 6DP, United Kingdom

Oxford University Press is a department of the University of Oxford.  
It furthers the University's objective of excellence in research, scholarship,  
and education by publishing worldwide. Oxford is a registered trade  
mark of Oxford University Press in the UK and in certain other countries

© Oxford University Press 2011

The moral rights of the author have been asserted

First published in 2011

2016 2015 2014 2013 2012

10 9 8 7 6 5 4 3 2

**No unauthorized photocopying**

All rights reserved. No part of this publication may be reproduced, stored  
in a retrieval system, or transmitted, in any form or by any means, without  
the prior permission in writing of Oxford University Press, or as expressly  
permitted by law, by licence or under terms agreed with the appropriate  
reprographics rights organization. Enquiries concerning reproduction outside  
the scope of the above should be sent to the ELT Rights Department, Oxford  
University Press, at the address above

You must not circulate this work in any other form and you must impose  
this same condition on any acquirer

Links to third party websites are provided by Oxford in good faith and for  
information only. Oxford disclaims any responsibility for the materials  
contained in any third party website referenced in this work

ISBN: 978 0 19 443367 9

Printed in China

This book is printed on paper from certified and well-managed sources

**ACKNOWLEDGEMENTS**

*Illustrations by:* John Haslam pp.4, 5, 7, 10, 11, 12, 13, 14, 17, 31, 33, 39, 40, 56,  
61, 77; Cathy Hughes pp.8, 9, 15, 16, 18, 20, 22, 23, 26, 28, 29, 30, 32, 34, 36,  
37, 43, 44, 45, 46, 48, 49, 50, 51, 54, 55, 57, 58, 60, 63, 64, 65, 67, 69, 71, 72, 74,  
75, 76; Lisa Williams/Sylvie Poggio Artists pp.19, 21, 24, 27, 35, 38, 42, 47, 52,  
59, 62, 66, 68, 70, 73

**The publishers advise that project work involving cutting and  
sticking should be carried out under the supervision of an adult.**



# First Friends

*first for English, first for fun,  
first for young children*

*First Friends* is a three-level course that makes the first years of learning English motivating and fun.

- The special phonics program is ideal for building letter-recognition skills and letter formation.
- Everyday English is taught through the context of important social values such as learning to share.
- Practical cross-curricular lessons link with other subjects such as math and science.
- Engaging activities focus on making connections and seeing patterns, improving critical thinking skills.



Oxford › making  digital sense

- Student Book with Student Audio CD featuring songs, stories and everyday English
- Activity Book
- Split editions A & B:  
Student Book + Activity Book + Student Audio CD
- Teacher's Book
- Picture Cards
- Class Audio CD
- Oxford iTools: Digital Classroom Resources

**OXFORD**  
UNIVERSITY PRESS

